

Chino Valley Unified School District
Local Control and Accountability Plan (LCAP) Progress Monitoring “Data” Sheet



Goal 1: All students are provided appropriate assigned credentialed teachers; students and teachers will have access to standards aligned materials; 21st century learning; and school facilities will be in good repair. [State Priority 1]


<u>Actions and Services</u>		
Recruit and retain highly qualified staff by attending recruitment fairs	Provide instructional materials aligned with state standards	Provide adequate technology infrastructure and equipment
Maintain facilities in good repair	Additional teachers to maintain reduced class sizes in K-3	Website translation capabilities

Goal 1 - Expected Annual Measurable Outcomes	Goal Met 	
	Status 16-17	Progress
99% of staff are appropriately assigned and credentialed as reported on the School Accountability Report Card (SARC) and District Misassignment Report and Instructional Material Sufficiency Report	100%	√
100% of students will have access to standards aligned curriculum/ materials as reported on the Williams Report and Sufficiency of Instructional Materials	100%	√
100% of teachers and staff will have access to updated technology, both via infrastructure and hardware as reported on the District Technology Inventory	100%	√
100% of facilities will have a good or higher rating with minimal deficiencies as reported on the FIT report	100%	√




Goal 2: All students progressively demonstrate growth towards mastery of the California academic standards in preparation for College and Career. [Priorities 2, 4, 7 & 8]

<u>Actions and Services</u>		
Multi-Tiered System of Support (MTSS) intervention services to all students needing academic support	Intervention teachers at all elementary sites	Intervention Counselor for foster youth, junior high schools, high schools, and alternative education
Instructional Coaches	PSAT (10 th), SAT (11 th and 12 th) at no cost, SAT prep classes during the summer	Professional development for all staff
CCGI-college planning tools	Orchestra: Country Springs ES, Dickson ES, Eagle Canyon ES, Hidden Trails ES, Litel ES, Rolling Ridge ES, and Canyon Hills JHS	Increase sections of Advanced Placement (AP) offerings at each high school
GATE screening for all 2 nd grade students	Maintain elective offerings at Magnolia JHS and Ramona JHS	Expand career pathways and enrollment in "A-G" courses

Goal 2 - Expected Annual Measurable Outcomes	Goal Met 										
	Baseline			Status			Progress				
Increase the % of students who "meet" and "exceed" academic goals in English language arts as measured by the SBAC	14-15			15-16				√			
	CVUSD	County	State	CVUSD	County	State					
	55%	37%	44%	58%	41%	49%					
Increase the % of students who "meet" and "exceed" academic goals in math as measured by the SBAC	14-15			15-16			√				
	CVUSD	County	State	CVUSD	County	State					
	43%	25%	33%	46%	28%	37%					
KEY: LI: Low Income; EL: English Learner; FY: Foster Youth; H: Homeless; SWD: Students with Disabilities; AA: African American; A: Asian; F: Filipino; H/L: Hispanic or Latino; W: White											
ELA	All	LI	EL	FY	H	SWD	AA	A	F	H/L	W
14-15	55%	39%	14%	18%	35%	17%	48%	81%	79%	45%	64%
15-16	58%	44%	24%	22.60%	38%	20%	52%	83%	80%	47%	67%
Math											
14-15	43%	28%	18%	5%	24%	13%	33%	80%	68%	30%	52%
15-16	46%	31%	24%	12.90%	27%	15%	35%	83%	71%	33%	55%

Goal 2 - Expected Annual Measurable Outcomes continued	Baseline			Status			Progress
<p>Increase the utilization of instructional practices aligned to the Common Core State Standards (CCSS) as measured by the results of state assessments and survey (state self-assessment tool)</p> <ul style="list-style-type: none"> District self-assessment results from the Professional Development Committee: <p>The district provides adequate PD to support schools' successful implementation and instruction of California standards</p> <p style="text-align: center;">Low-1 2 3 <u>4</u> 5-High</p> <p>How often do district and school staff participate in the activities to support implementation of California's new standards?</p> <p style="text-align: center;">Low-1 2 <u>3</u> 4-High</p> <ul style="list-style-type: none"> Survey results from the District teachers and administrators: In progress 	15-16			16-17			
	80% of teachers reported that professional development goals were met during professional development opportunities.			The professional development committee took a self-assessment and a survey based on questions from a state survey was administered to all teachers and administration.			
Increase the identification of all 2 nd grade students in GATE to attain a target of 10% of the second-grade student population	14-15 165 (8.8%)			15-16 218 (11.6%)			√
Increase the % of students having access to PSAT college entrance exams-10 th grade	14-15			15-16			√
	N/A			CVUSD 718 (29.7%)	CA 14,397 (3%)	US 241,020 (6%)	
Increase the % of students having access to SAT college entrance exams-11 th grade	14-15			15-16			√
	CVUSD 1131 (45.9%)	CA 210,706 (42.4%)	US NA	CVUSD 2633 (76%)	CA 6,256 (1%)	US 165,640 (5%)	
Increase the % of students having access to SAT college entrance exams-12 th grade	14-15			15-16			√
	CVUSD 1087 (42.1%)	No Comparable Data Available		CVUSD 1947 (80.3%)	CA 18,140 (4%)	US 92,241 (3%)	

Goal 2 - Expected Annual Measurable Outcomes continued	Baseline			Status			Progress
Increase by 1% the number of students, including underrepresented students, passing the Advanced Placement (AP) exam with a score of "3" or higher	14-15			15-16			
	CVUSD	SB County	CA	CVUSD	SB County	CA	
	2186 (63.7%)	13,621 (45%)	352,833 (56.8%)	2394 (60.9%)	N/A	434,054 (51%)	



Goal 3: All English learners, students with disabilities, foster youth, socioeconomically disadvantaged students, and other underrepresented students will receive additional support services necessary to progressively demonstrate growth toward mastery of the of the California academic standards in preparation for College and Career. (Priorities 3 4, & 8)

Actions and Services		
Designated ELD every day	English Learner Academies at elementary schools	Improve office operations for enrollment procedures for foster youth
Tutoring for foster youth and homeless students	Foster Youth Counselor	Additional resources for underrepresented students: TYKES (early literacy intervention for ages 0-5), instructional aides in child development programs, staffing in Health Services, Infant Toddler Center at Buena Vista HS
AVID support to schools	Add AVID at Borba ES and Dickey ES	Staffing at Boys Republic HS for foster youth


Goal 3 - Expected Annual Measurable Outcomes	Goal in Progress						
	Baseline			Status			Progress
AMAO 2a - Increase the % of English learners who have been in an EL Program less than 5 years scoring proficient on the CELDT (level 4 or 5)	14-15 34.2%			15-16 37.1%			√
AMAO 2b - Increase the % of English learners who have been in an EL Program more than 5 years scoring proficient on the CELDT (level 4 or 5)	14-15			15-16			
	CVUSD	State Target		CVUSD	State Target		
	67.2%	50.9%		63.3%	52.8%		
Increase the % of English learners who are reclassified	14-15			15-16			
	CVUSD	County	State	CVUSD	County	State	
	17.9%	12.1%	11%	13.8%	11.1%	11.2%	
All English learners will have academic success in ELA as they improve their English language proficiency as measured the SBAC	14-15			15-16			√
	CVUSD	County	State	CVUSD	County	State	
	14%	9%	11%	24%	11%	13%	
All homeless students will demonstrate academic success in ELA as measured by the SBAC State: NO COMPARABLE DATA AVAILABLE	14-15 35%			15-16 38%			√
All homeless students will demonstrate academic success in Math as measured by the SBAC State: NO COMPARABLE DATA AVAILABLE	14-15 24%			15-16 27%			√
All foster youth will demonstrate academic success in ELA as measured by the SBAC	14-15			15-16			√
	CVUSD	County	CA	Chino	County	CA	
	18%	17%	19%	22.6%	N/A	N/A	

Goal 3 - Expected Annual Measurable Outcomes continued	Baseline			Status			Progress
All foster youth will demonstrate academic success in Math as measured by the SBAC	14-15			15-16			√
	CVUSD	County	CA	CVUSD	County	CA	
	18%	17%	19%	22.6%	N/A	N/A	
All students with disability will demonstrate academic success in ELA as measured by the SBAC	14-15			15-16			√
	CVUSD	County	CA	Chino	County	CA	
	17%	9%	12%	20%	11%	13%	
All students with disability will demonstrate academic success in Math as measured by the SBAC	14-15			15-16			√
	CVUSD	County	CA	Chino	County	CA	
	13%	7%	9%	15%	7%	11%	



Goal 4: Parents, families, and community will have the opportunity to receive training and resources to support their children and engage with school staff in collaborative discussions and decision making. (Priority 3)

<u>Actions and Services</u>		
Website Translation	Parent Academies School site parent and family trainings	Expand Helping our People Every day (HOPE) resources centers: Adult School, Alternative Education, Dickey ES, Dickson ES, Walnut ES Satellite HOPE resource centers: Cortez ES, Newman ES, and Chino HS
Parent Trainer	Bilingual translation at 18 sites	School Site Council (SSC) trainings





Goal 4 - Expected Annual Measurable Outcomes	Goal in Progress 		
	Baseline	Status	Progress
Increase the % of school sites having at least four (4) or more School Site Council (SSC) meetings	N/A	16-17 June 2017	
Increase the % of school sites providing training to parents	15-16 100%	16-17 June 2017	



Goal 5: Every member of Chino Valley Unified School District will contribute a positive learning environment, which focuses on safety, school connectedness, and student engagement. (Priority 5 & 6)



Actions and Services		
Attendance Counts Program	Support through Student Support Services	15 Nurses
Staff training on alternate means of correction other than suspension and/or expulsion	Safe School Ambassadors at elementary schools, junior high schools, K-8 schools, and Chino Hills HS	Parent forums to increase awareness of teen issues
4 high school Intervention Counselors in addition to Academic Counselors	8 Elementary Intervention Counselors and 1 K-12 Intervention Counselor for the K-8 Schools and instructional materials to support behavioral needs (MTSS B)	School Resources Officers at every high school and Magnolia JHS and Ramona JHS

Goal 5 - Expected Annual Measurable Outcomes	Goal in Progress						
	Baseline			Status			Progress
Increase attendance to goal of 97.5% student attendance rate	14-15			15-16			
	CVUSD	County	State	CVUSD	County	State	
	96.53%	Not available	95.22%	96.53%	Not available	94.89%	
P2 Report - last attendance month prior to April 15 (important because the district is funded on the student count based on P2)	14-15 96.75%			15-16 96.54%			
Reduce the % of chronic absenteeism <i>The state is working on a formula to calculate chronic absenteeism</i>	14-15 4.8%			15-16 Not available			
Reduce drop outs by .05%	14-15			15-16			
	CVUSD	County	State	CVUSD	County	State	
	6.7%	11.4%	10.7%	Not available			
Increase the % of graduation rates	14-15			15-16			
	CVUSD	County	State	CVUSD	County	State	
	89.7%	80.7%	82.3%	Not available			

Goal 5 - Expected Annual Measurable Outcomes continued	Baseline			Status			Progress
Decrease the % of students suspended by .2%	14-15			15-16			√
	CVUSD	County	State	CVUSD	County	State	
	3.4%	5.1%	3.8%	3.2%	Not available	3.7%	
Decrease the % of students expelled by .1%	14-15			15-16			
	CVUSD	County	State	CVUSD	County	State	
	.09%	0.2%	0.1%	0.1%	Not available	0.1%	
Increase the % of students who feel safe at school by 5% as measured by the Healthy Kids Survey County: NO COMPARABLE DATA AVAILABLE	CVUSD	State		CVUSD	State		
	13-14	13-15		15-16	15-16		
	61%	62.6%		64%	Not available		
Increase the % of students who feel connected with their school by 5% as measured by the Healthy Kids Survey County: NO COMPARABLE DATA AVAILABLE	CVUSD	State		CVUSD	State		√
	14-15	13-15		15-16	15-16		
	41%	46%		46%	Not available		
Increase the % of students who feel connected to their school by 5% as measured by the District Senior Survey: "I feel that I am getting a good education at my school"	14-15			15-16			
	71.8%			76.5%			
Decrease the % of student referrals for Special Education assessment by 1%	14-15			15-16			
	674 (2.42%)			584 (2.16%)			

Abbreviations

- AMAO:** Annual Measurable Achievement Objective
- AVID:** Advancement Via Individual Determination
- CELDT:** California English Language Development Test
- CCGI:** California College Guidance Initiative
- EL:** English Learner
- ELA:** English Language Arts
- ELD:** English Language Development
- GATE:** Gifted and Talented Education
- MTSS B:** Multi System of Support for Behavior
- SBAC:** Smarter Balanced Assessment Consortium

Legend	
√	Completed
	In Progress
	Investigate Further